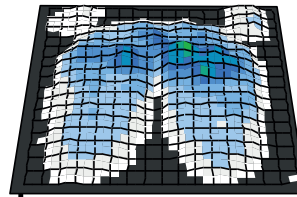
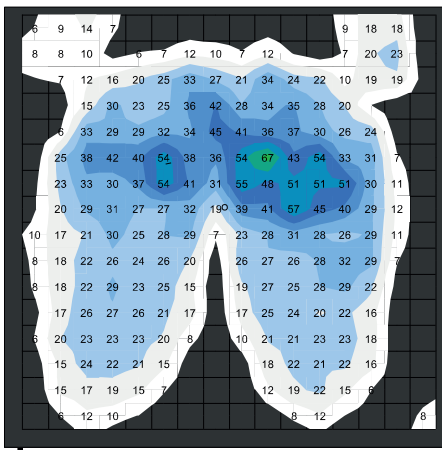


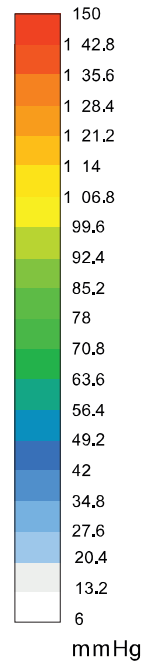
Pressure Mapping Test Results in Tilt-in-Space Recliner chair with **Standard** Foam

gen: Male, mid 40s, weight approx. 13st/82k



WITHOUT Treat-Eezi.



Minimum (mmHg)	0.00
Maximum (mmHg)	67.45
Average (mmHg)	24.05
Variance (mmHg ²)	143.42
Standard deviation (mmHg)	11.98
Coefficient of variation (%)	49.80
Horizontal center (cm)	22.32
Vertical center (cm)	24.29
Sensing area (cm ²)	1552.69
Regional distribution (%)	100.00



WITH Treat-Eezi.



Minimum (mmHg)	0.00
Maximum (mmHg)	37.47
Average (mmHg)	22.40
Variance (mmHg ²)	61.21
Standard deviation (mmHg)	7.82
Coefficient of variation (%)	34.92
Horizontal center (cm)	20.55
Vertical center (cm)	22.43
Sensing area (cm ²)	1601.21
Regional distribution (%)	100.00

